

ANNUAL REPORT: 2018

WWW.CANCERSUPPORT.NET

2,201 CANCER PATIENTS AND THEIR FAMILIES MADE OVER 23,400 VISITS TO CSC

PROGRAMS AND SERVICES



430

**EDUCATIONAL
PROGRAMS**

5,194 VISITS



971

**SUPPORT GROUP
SESSIONS**

7,497 VISITS



904

**ADAPTIVE EXERCISE &
MIND-BODY CLASSES**

6,829 VISITS



1,462

**COUNSELING
SESSIONS**

1,462 VISITS



111

**SOCIAL
ACTIVITIES**

1,062 VISITS

OUTCOMES



84%

**LESS LONELY, MORE
CONNECTED, MORE HOPEFUL**



84%

**GAINED INFORMATION
FOUND USEFUL TO BETTER
MANAGE TREATMENT**



74%

**MORE EMPOWERED TO
MANAGE THEIR ILLNESS**



74%

**COPING BETTER
WITH DEPRESSION,
ANXIETY, ANGER AND PAIN**

FUNDRAISING

CAMPAIGN FOR
hope

YEAR END APPEAL

\$265,000



GIFTS MADE THROUGH
SPECIAL EVENTS

\$590,000



LEGACY GIFTS
FULFILLED

\$310,000



CORPORATE GIFTS AND
FOUNDATION GRANTS

\$316,000



INVESTMENTS AND
OTHER GIFTS

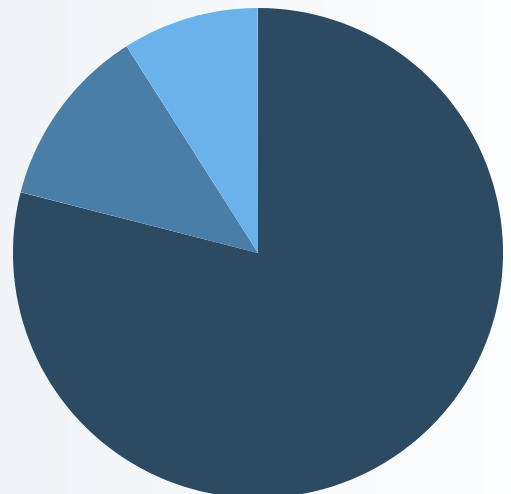
\$400,000



LEGACY GIFTS
PLEGGED

22

EXPENSES

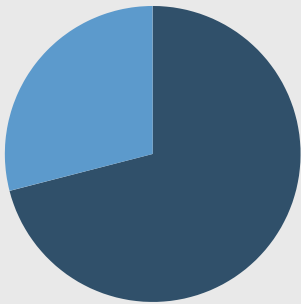


- PROGRAM & MISSION DELIVERY \$1,557,889
- ADMINISTRATION \$234,708
- FUNDRAISING \$176,803

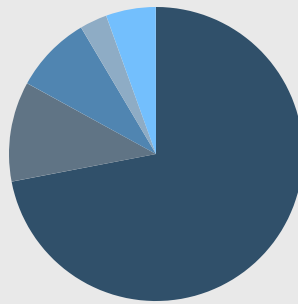
ANNUAL REPORT: 2018

MEMBER PROFILE

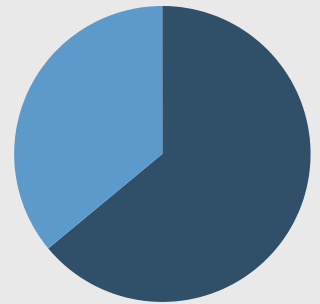
GENDER



ETHNICITY



MEMBER TYPE

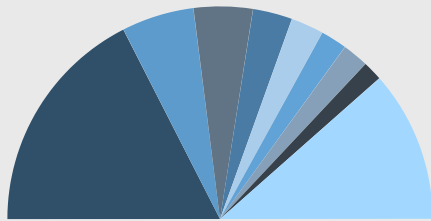


● FEMALE 71% ● MALE 29%

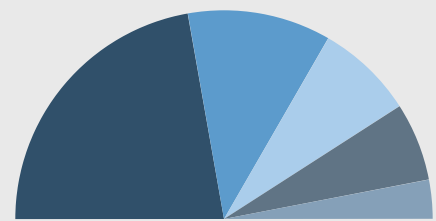
● WHITE/CAUCASIAN (NOT HISPANIC) 72%
 ● ASIAN/ASIAN PACIFIC ISLANDER 11%
 ● HISPANIC/LATINX 8.5%
 ● AFRICAN AMERICAN 3% ● OTHER 5.5%

● PATIENT 64% ● CAREGIVER 36%

CANCER TYPE



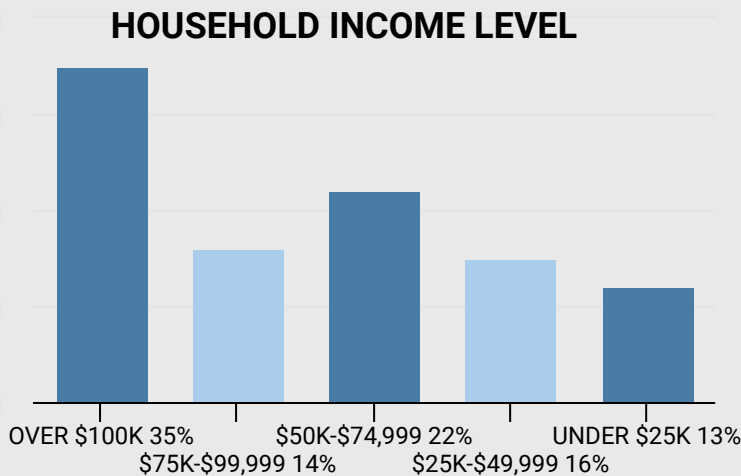
CANCER STAGE



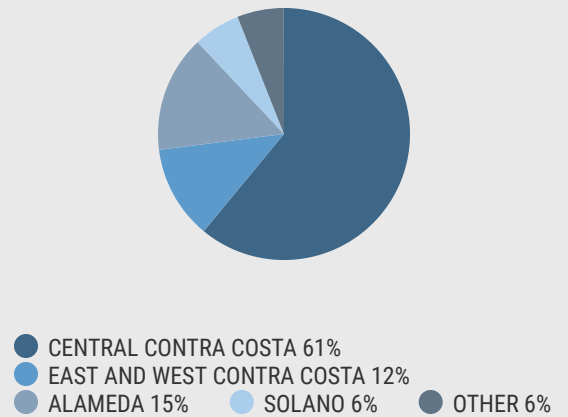
● BREAST 35% ● PROSTATE 11% ● COLORECTAL 9%
 ● LUNG 6% ● LYMPHOMA 5% ● OVARIAN 4%
 ● BRAIN 4% ● PANCREATIC 3% ● OTHER 23%

● NEWLY DIAGNOSED/IN ACTIVE TREATMENT 44%
 ● METASTATIC DISEASE 22% ● SURVIVOR 15%
 ● IN REMISSION 12% ● RECURRENT 6%

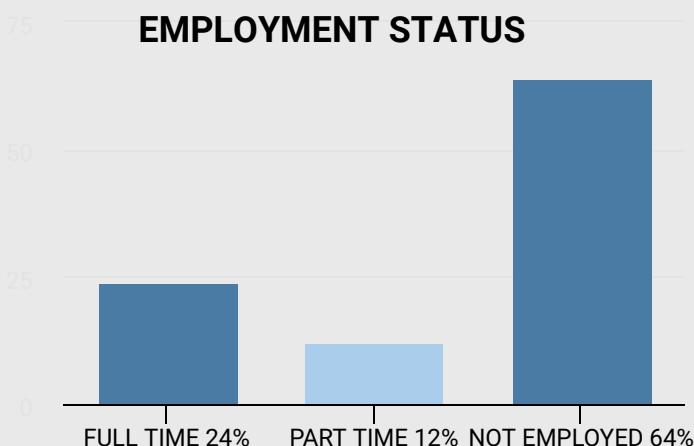
HOUSEHOLD INCOME LEVEL



RESIDENCE



EMPLOYMENT STATUS



INSURANCE TYPE

